



# Guide to condition reports for domestic electrical installations

[www.esc.org.uk](http://www.esc.org.uk)

ELECTRICAL  
  
SAFETY  
COUNCIL



Courtesy of Greater Manchester Fire and Rescue Service

## What is an electrical installation?

An electrical installation is a fixed wiring system made up of equipment, such as a consumer unit (fuse box), lighting and power circuits, and switches and sockets.

An electrical installation does not include electrical appliances, such as cookers, heaters and washing machines.

## Why do I need to get the electrical installation in my home (or the home that I am planning to buy) checked?

You cannot see electricity. Cables are usually hidden inside our walls, and consumer units are often hidden in


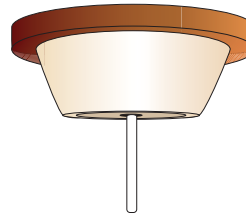
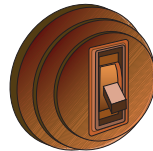
cupboards, so it is not surprising that we forget to check the condition of our electrical installations for damage or wear and tear.

Faulty and old wiring is one of the main causes of electrical fires in the home. You can reduce the risk a fire by checking the condition of your cables, switches, sockets and other accessories regularly.

## How old is my electrical installation?

Clear signs that can help you tell the age of equipment in the electrical installation in your home include the following.

- Fixed cables coated in black rubber (which stopped being used in the 1960s).



- Fixed cables coated in lead or fabric (used before the 1960s).
- A fuse box with a wooden back, cast iron switches, or a mixture of fuse boxes (used before the 1960s).
- Older round pin sockets (or light switches), braided flex hanging from ceiling roses, brown (or black) switches, or sockets mounted in or on skirting boards (used before the 1960s).
- Light switches on the walls in bathrooms (used before the 1960s).

*Examples of equipment often found in electrical installations from before the 1960's.*

If your electrical equipment is similar to those shown on the previous page, it is likely that your installation is over 40 years old and it may need rewiring completely. If not, your home (or the home that you are planning to buy) is probably wired with cables insulated in pvc (usually in installations since the 1960s), so it is unlikely that it will need completely rewiring.

However old your electrical installation is, it may get damaged and will suffer from wear and tear. So you should get an electrician to check its condition at least every 10 years or when you move into a new property.



# Definitions

**Cables** – Wires that carry electricity.

**Condition report** – A report on the condition of an electrical installation. It will explain the condition of the electrical equipment, show whether it is damaged (or worn out) and say whether or not it is safe to use.

**Consumer unit** (often called a fuse box) – Equipment used to supply and control electricity around the home. It usually contains a main switch, fuses or circuit-breakers and one or more residual current devices (see RCD).

**Current** – Flowing electricity.

**Electrical installation** – A fixed wiring system made up of equipment, for example a consumer unit, and lighting and power circuits.

Electrical installation certificate – A certificate given when new electrical installation work is finished.

**IEE Wiring Regulations** – Also called BS 7671 – Requirements for Electrical Installations (which is the UK Standard for electrical installations).

**Periodic inspection report (PIR)** – A condition report, which includes the results from inspecting and testing an electrical installation.

**Residual current devices (RCD)** – A sensitive switching device that cuts off a circuit when it finds a fault to earth that might cause an electric shock or a fire.

**Visual condition report** – A condition report that includes the results from inspecting but not testing an electrical installation.

## What is the aim of a condition report?

You may need a condition report for a number of reasons, such as when selling or buying a property. Or, you may need a report to find out the condition of an installation after a flood or fire, or at the end of the period recommended in a previous electrical certificate or report.



The five main aims of a condition report are to:

- 1 record the results of the inspection and testing to make sure the electrical installation is safe to be used until the next inspection (following any work needed to make it safe);
- 2 find any damage and wear and tear that might affect safety, and report it;
- 3 find any parts of the electrical installation that do not meet the IEE Wiring Regulations;
- 4 help find anything that may cause electric shocks and high temperatures, which can lead to deaths, burns, fires and other injuries; and
- 5 provide an important record of the installation at the time of the inspection, and for inspection and testing in the future.

## Types of condition report

In general, there are two types of domestic electrical installation condition report.

- Visual condition report
- Periodic inspection report

Inspection and testing of electrical appliances, often called portable appliance testing (PAT), is not included in either of these reports.

Details on inspecting and testing electrical appliances are not included in this leaflet. In general, testing certificates are given for each appliance to confirm whether it has passed or failed the tests. You can get more information on inspecting and testing electrical appliances from our website at

**[www.esc.org.uk](http://www.esc.org.uk)**

## Visual condition reports

A visual condition report will include the results of the inspection of the electrical installation.

A visual condition report does not include testing, so the inspection is not likely to find hidden damage to equipment (for example, damage to cables and joints).

Usually, a visual inspection report is only suitable if the installation has been tested in the last couple of years, and the results were reported (on an electrical installation certificate or a periodic inspection report) as being satisfactory (good enough).

*An example of the front cover of a visual condition report*

## Periodic inspection reports

In general, we recommend a periodic inspection report rather than a visual condition report. This is because testing will give you more information about the condition of the electrical installation, particularly the presence of hidden damage to equipment, such as cables and joints.

*An example of the front cover of a periodic inspection report.*

**Always make sure that you agree the type of your condition report with your electrician, before the inspection (and testing) starts.**

This safety report is an important and valuable document which should be retained for future reference.		DOMESTIC VISUAL CONDITION REPORT	
<b>DETAILS OF THE CLIENT AND INSTALLATION</b>		<b>SUMMARY OF THE CONDITION OF THE INSTALLATION</b>	
Client: Type of dwelling:	Address: Postcode:	General condition of the installation: Approximate age of the installation: Evidence of alterations or additions:	Estimated date of the next inspection: Date:
<b>PARTICULARS OF THE CONTRACTOR</b>		<b>DECLARATION</b>	
Name: Address: Telephone No.:	Postcode:	I being the person responsible for the visual inspection of the electrical installation (as indicated by my signature below), particulars of which are described above, having inspected (visually) all and certain services and the inspection, hereby declare that the installation complies with the requirements of the Regulations and the standards applicable thereto and that the installation is in a satisfactory condition and the electrical installation provides an accurate assessment of the condition of the electrical installation taking into account the limitations of a visual only inspection. Further details that in my judgement the condition of the said installation is: <input type="checkbox"/> Fully satisfactory or <input type="checkbox"/> Satisfactory in significant respects. <input type="checkbox"/> Not an appropriate category <input type="checkbox"/> Visually not satisfactory or <input type="checkbox"/> Unsatisfactory in major respects. Signature: Name (printed): Date:	
<b>OBSERVATIONS AND RECOMMENDATIONS FOR ACTION TO BE TAKEN</b>		<b>NEXT INSPECTION</b>	
Referring to the attached schedule of inspection results: Item No. <b>1</b>		I refer to the date of the next inspection as indicated above. I recommend that this installation is further inspected within an interval of not more than: 1. _____ 2. _____ and that the inspection is: Full periodic <input type="checkbox"/> Visual condition <input type="checkbox"/>	
There are no visually evident items affecting electrical safety. <input type="checkbox"/> or The following observations and recommendations are made. <input type="checkbox"/> Code E		I have advised in some of your reports or made an appointment. I recommend that this installation is further inspected within an interval of not more than: 1. _____ 2. _____ and that the inspection is: Full periodic <input type="checkbox"/> Visual condition <input type="checkbox"/>	
Please see the reverse of this page for guidance regarding the recommendations. Urgent remedial action recommended for items: _____ Corrective action(s) recommended for items: _____		Please see the "Notes for Recipients" on the reverse of this page.	
*Note: It may be necessary to complete an additional page(s) which must be referenced specifically to this report.		Please see the "Notes for Recipients" on the reverse of this page. Page 1 of 1	

DOMESTIC ELECTRICAL INSTALLATION PERIODIC INSPECTION REPORT (FOR A SINGLE DWELLING)			
<b>A. DETAILS OF THE CLIENT</b>		<b>B. ADDRESS AND DETAILS OF THE INSTALLATION</b>	
Client: Address:	Address: Postcode:	Estimated age of the electrical installation: Evidence of alterations or additions: Date of previous inspection: Inspector's Name: Inspector's Postcode: Inspector's Telephone No.:	Estimated age of the electrical installation: Evidence of alterations or additions: Date of previous inspection: Inspector's Name: Inspector's Postcode: Inspector's Telephone No.:
<b>C. PURPOSE OF THE REPORT</b>		<b>D. EXTENT OF THE INSTALLATION AND LIMITATIONS OF THE INSPECTION AND TESTING</b>	
Reason for inspection: Type of dwelling: Type of installation:	Extent of electrical installation inspected: Type of dwelling: Type of installation:	Extent of electrical installation inspected: Type of dwelling: Type of installation:	
<b>E. PARTICULARS OF THE CONTRACTOR</b>		<b>F. DECLARATION</b>	
Name: Address: Postcode:	Postcode:	I, being the person responsible for the inspection and testing of the electrical installation (as indicated by my signature below), particulars of which are described above, hereby declare that the installation complies with the requirements of the Regulations and the standards applicable thereto and that the installation provides an accurate assessment of the condition of the electrical installation taking into account the limitations of a visual only inspection. Further details that in my judgement the condition of the said installation is: <input type="checkbox"/> Fully satisfactory or <input type="checkbox"/> Satisfactory in significant respects. <input type="checkbox"/> Not an appropriate category <input type="checkbox"/> Visually not satisfactory or <input type="checkbox"/> Unsatisfactory in major respects. Signature: Name (printed): Date:	
Please see the reverse of this page for guidance regarding the recommendations. Urgent remedial action recommended for items: _____ Corrective action(s) recommended for items: _____		Please see the "Notes for Recipients" on the reverse of this page. Page 1 of 1	

## Who should produce your condition report?

There are no government-approved schemes in the UK that register electricians to carry out periodic inspection and testing of existing electrical installations.

However, the following organisations do register electricians that may be able to carry out this work, although their schemes may not cover the whole of the UK.

Before hiring an electrician to carry out any work, check with the organisation who has registered them, to make sure they are approved to carry out this type of work.

By using an electrician registered with one of these organisations to carry out the periodic inspection and testing of the electrical installation, you should receive a detailed condition report of the electrical installation.

If you decide to use an electrician who is not registered with one of the schemes mentioned above, it is your responsibility to make sure that the electrician has the necessary skills and experience to carry out the work. Information about the electrician's technical qualifications can help you to decide whether an electrician is able to do the work, but you need to take great care if this is all that you are basing your decision on.



**British Standards Institution**  
**Phone: 0845 076 5600**  
**Website: [www.kitemarktoday.com](http://www.kitemarktoday.com)**



**Electrical Contractors' Association**  
**Phone: 0207 313 4800**  
**Website: [www.eca.co.uk](http://www.eca.co.uk)**



**EC Certification Ltd**  
**Phone: 0845 634 9043**  
**Website: [www.elecsa.org.uk](http://www.elecsa.org.uk)**



**NAPIT Registration Ltd**  
**Phone: 0870 444 1392**  
**Website: [www.napit.org.uk](http://www.napit.org.uk)**



**NICEIC Group Ltd**  
**Phone: 0870 013 0382**  
**Website: [www.niceic.com](http://www.niceic.com)**



**SELECT**  
**Phone: 0131 445 5577**  
**Website: [www.select.org.uk](http://www.select.org.uk)**

## How can I order my condition report?

You can get information about how to order your condition report, and more information on condition reports, in the following documents, which you can download from our website at [www.esc.org.uk](http://www.esc.org.uk).

- Information for customers Domestic electrical installation condition reports .
- Information for electricians Domestic Electrical Installation Condition Reports .
- Quotation Request Form for a Domestic Electrical Installation Condition Report .

**13 Will any children or pets be in the home during the inspection and testing?**  
Yes  No

**14 Do you agree to the report after the inspection, the advice given and the cost of the work?**  
Yes  No

**15 Is there someone to look after the children during the installation?**  
Yes  No

**16 Do you agree to the electrician taking photos for the report?**  
Yes  No

**17 Are there any pets in the house that the report can be sent to?**  
Yes  No

**18 Do you understand what you are agreeing to?**  
Yes  No

**19 Do you agree that the photographs of the installation can be used for marketing purposes?**  
Yes  No

**This form has been approved by the Electrical Safety Council**

**6 Electrician giving the quote:**  
Name: \_\_\_\_\_  
Address: \_\_\_\_\_  
Postcode: \_\_\_\_\_  
Phone number: \_\_\_\_\_  
Signature: \_\_\_\_\_  
Date: \_\_\_\_\_

**7 Type of condition report required:**  
General Domestic Electrical Installation Condition Report   
Specialist Domestic Electrical Installation Condition Report

**8 What will be inspected?**  
All electrical installations in the property   
Particular areas of the installation

**9 Location:**  
Home  Office  Industrial  Commercial  Other

**10 How long will it take to complete the report?**  
1 hour  2 hours  3 hours  4 hours  5 hours  6 hours  7 hours  8 hours  9 hours  10 hours

**11 Is there any special access or arrangements required for the inspection?**  
Yes  No

**12 Are there any special arrangements or special requirements?**  
Yes  No

**13 Budget conditions (if any):**  
\_\_\_\_\_

**THIS SECTION TO BE FILLED IN BY ELECTRICIAN**  
Date the work will start: \_\_\_\_/\_\_\_\_/\_\_\_\_  
Date the work will be finished: \_\_\_\_/\_\_\_\_/\_\_\_\_

**5 Customer giving the quote:**  
Name: \_\_\_\_\_  
Address: \_\_\_\_\_  
Postcode: \_\_\_\_\_  
Phone number: \_\_\_\_\_  
Signature: \_\_\_\_\_  
Date: \_\_\_\_\_

**4 Information for customers:**  
A) Enter price for a quote. Will be carry out live testing (power is not available on the day) for testing (for example, if a power fault or a meter fault or a credit meter).  
B) Enter price for a quote. Will be carry out live testing (power is not available on the day) for testing (for example, if a power fault or a meter fault or a credit meter).  
C) Price on your right any problem listed in Section 18. Please the price (maximum is 100, with this to be applied).

**3 Budget conditions (if any):**  
\_\_\_\_\_

**2 Access arrangements or special requirements:**  
\_\_\_\_\_

**1 Customer's details:**  
Name: \_\_\_\_\_ Date when the work must be finished: \_\_\_\_/\_\_\_\_/\_\_\_\_  
Address: \_\_\_\_\_ Phone number: \_\_\_\_\_  
Postcode: \_\_\_\_\_

**Quotation request form for a Domestic Electrical Installation Condition report**

**IF YOU ARE THE CUSTOMER**  
You should fill all sections of the form, except for sections 6 and 9. You should then send the quotation request to the electrician to get a quote. You may decide to get a competitive quote by sending a form to several electricians.

**IF YOU ARE THE ELECTRICIAN**  
You should fill in sections 6 and 9 of the form and return it to the customer.

**Quotation request form for a Domestic Electrical Installation Condition report**

The aim of this quotation request form is to make it easier for you to order your condition report. This form and associated documents (see below) should help you to get quotations so that you can place an order with an electrician to produce a report that clearly shows whether or not the electrical installation is safe to use.

You should read this form with the following documents, which are available from our website at [www.esc.org.uk](http://www.esc.org.uk).

- Guide to condition reports for domestic electrical installations
- Information for customers Domestic electrical installation condition reports

Also available from the website is the following guidance.

- Information for electricians Domestic Electrical Installation Condition Reports.

**Information for customers**

**Information for electricians**

[www.esc.org.uk](http://www.esc.org.uk)

## Information for customers

### Domestic electrical installation condition reports

This guide is for people who would like to get a domestic electrical installation condition report for their property or for a property they are planning to buy.

**It includes information on:**

- How to get a quote from an electrician for your electrical installation condition report.
- How to order your report.
- What happens during inspection and testing, and what to do after you receive your condition report.

This information explains the information in our Guide to condition reports for domestic electrical installations, which you can get from our website at [www.esc.org.uk](http://www.esc.org.uk).

**The guide to condition reports for domestic electrical installations includes:**

- A description of what an electrical installation is.
- How to get a quote from an electrician for your electrical installation condition report.
- How to order your report.
- What happens during inspection and testing, and what to do after you receive your condition report.
- How to get a quote from an electrician for your electrical installation condition report.
- How to order your report.

**How to get a quote for your condition report**

To get a quote from an electrician for your electrical installation condition report, you should follow the following steps:

**Step 1** Ask the electrician to fill in the relevant parts of the form.

**Step 2** Add the electrician to fill in the relevant parts of the form.

**Step 3** Add the electrician to fill in the relevant parts of the form.

**How to order your electrical installation condition report**

Once the electrician has filled in the relevant parts of the quotation request form and returned it to you, if you are well satisfied with it you can ask the electrician to produce your domestic electrical installation condition report.

[www.esc.org.uk](http://www.esc.org.uk)

## More advice

For more advice on any electrical safety issues contact:

### The Electrical Safety Council

18 Buckingham Gate, London, SW1E 6LB Phone: 0870 040 0561 Fax: 0870 040 0560  
Email: [enquiries@esc.org.uk](mailto:enquiries@esc.org.uk) Web: [www.esc.org.uk](http://www.esc.org.uk)

*Registered Charity No. 257376*

**The Electrical Safety Council** is an independent charity committed to reducing deaths and injuries through electrical accidents at home and at work.

